






HEATHGLEN

STAGE PLAN

-  WATTLE
Units: 121,124,133,134
-  ACACIA
Units: 117, 122, 123, 125, 127, 128, 129, 130, 131, 132
-  BANKSIA
Units: 118, 119, 120
-  MYRTLE
Units: 115, 116
-  WARATAH
Unit: 126



2 Glendale Court, Werribee VIC 3030

www.retirementbylendlease.com.au

This is an indicative site plan that may vary according to home location within the village. The information, dimensions and specifications on this site plan are believed to be correct but is not guaranteed and may change without notice. Any illustration are an artist's impression only subject to change. Lendlease gives no warranty concerning the accuracy of the material or information displayed and all such warranties (whether implied or otherwise) are excluded to the extent permitted by law. Prospective purchasers should make their own enquiries. August 2017.

